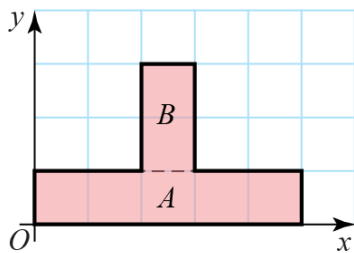


## Centres of mass of plane figures 2D

1 a Divide the shape into two rectangles.



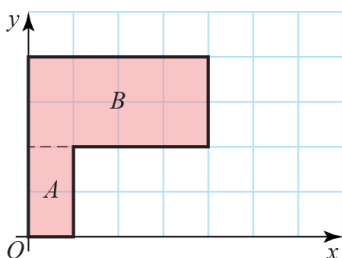
Rectangle  $A$  has an area of 5 square units and its centre of mass lies at  $(2.5, 0.5)$ .

Rectangle  $B$  has an area of 2 square units and its centre of mass lies at  $(2.5, 2)$ .

The centre of mass of the figure  $(\bar{x}, \bar{y})$  is given by

$$\begin{aligned} 7 \begin{pmatrix} \bar{x} \\ \bar{y} \end{pmatrix} &= 5 \begin{pmatrix} 2.5 \\ 0.5 \end{pmatrix} + 2 \begin{pmatrix} 2.5 \\ 2 \end{pmatrix} \\ \begin{pmatrix} \bar{x} \\ \bar{y} \end{pmatrix} &= \frac{1}{7} \begin{pmatrix} 17.5 \\ 6.5 \end{pmatrix} \\ &= \begin{pmatrix} 5/2 \\ 13/14 \end{pmatrix} \end{aligned}$$

b Divide the shape into two rectangles.



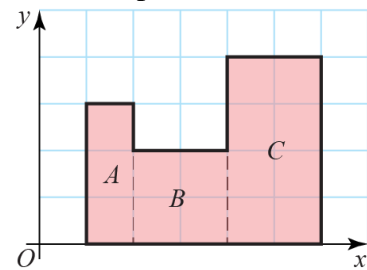
Rectangle  $A$  has an area of 2 square units and its centre of mass lies at  $(0.5, 1)$ .

Rectangle  $B$  has an area of 8 square units and its centre of mass lies at  $(2, 3)$ .

The centre of mass of the figure  $(\bar{x}, \bar{y})$  is given by

$$\begin{aligned} 10 \begin{pmatrix} \bar{x} \\ \bar{y} \end{pmatrix} &= 2 \begin{pmatrix} 0.5 \\ 1 \end{pmatrix} + 8 \begin{pmatrix} 2 \\ 3 \end{pmatrix} \\ \begin{pmatrix} \bar{x} \\ \bar{y} \end{pmatrix} &= \frac{1}{10} \begin{pmatrix} 17 \\ 26 \end{pmatrix} \\ &= \begin{pmatrix} 1.7 \\ 2.6 \end{pmatrix} \end{aligned}$$

c Divide the shape into three rectangles.



Rectangle  $A$  has an area of 3 square units and its centre of mass lies at  $(1.5, 1.5)$ .

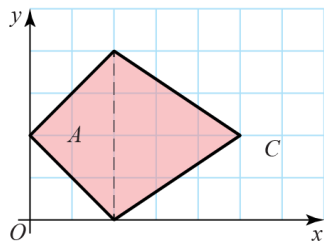
Rectangle  $B$  has an area of 4 square units and its centre of mass lies at  $(3, 1)$ .

Rectangle  $C$  has an area of 8 square units and its centre of mass lies at  $(5, 2)$ .

The centre of mass of the figure  $(\bar{x}, \bar{y})$  is given by

$$\begin{aligned} 15 \begin{pmatrix} \bar{x} \\ \bar{y} \end{pmatrix} &= 3 \begin{pmatrix} 1.5 \\ 1.5 \end{pmatrix} + 4 \begin{pmatrix} 3 \\ 1 \end{pmatrix} + 8 \begin{pmatrix} 5 \\ 2 \end{pmatrix} \\ \begin{pmatrix} \bar{x} \\ \bar{y} \end{pmatrix} &= \frac{1}{15} \begin{pmatrix} 56.5 \\ 24.5 \end{pmatrix} \\ &= \begin{pmatrix} 113/30 \\ 49/30 \end{pmatrix} \end{aligned}$$

- 1 d Divide the shape into two triangles.



Triangle *A* has an area of 4 square units and its centre of mass lies at  $(\frac{4}{3}, 2)$ .

Triangle *B* has an area of 6 square units and its centre of mass lies at  $(3, 2)$ .

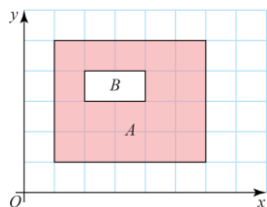
The centre of mass of the figure  $(\bar{x}, \bar{y})$  is given by

$$10 \begin{pmatrix} \bar{x} \\ \bar{y} \end{pmatrix} = 4 \begin{pmatrix} \frac{4}{3} \\ 2 \end{pmatrix} + 6 \begin{pmatrix} 3 \\ 2 \end{pmatrix}$$

$$\begin{pmatrix} \bar{x} \\ \bar{y} \end{pmatrix} = \frac{1}{10} \begin{pmatrix} \frac{70}{3} \\ 20 \end{pmatrix}$$

$$= \begin{pmatrix} \frac{7}{3} \\ 2 \end{pmatrix}$$

- e Label the two rectangles *A* and *B*.



Rectangle *A* has an area of 20 square units and its centre of mass lies at  $(3.5, 3)$ .

Rectangle *B* has an area of 2 square units and its centre of mass lies at  $(3, 3.5)$ .

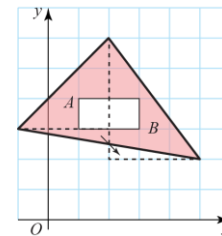
The centre of mass of the figure  $(\bar{x}, \bar{y})$  is given by

$$18 \begin{pmatrix} \bar{x} \\ \bar{y} \end{pmatrix} = 20 \begin{pmatrix} 3.5 \\ 3 \end{pmatrix} - 2 \begin{pmatrix} 3 \\ 3.5 \end{pmatrix}$$

$$\begin{pmatrix} \bar{x} \\ \bar{y} \end{pmatrix} = \frac{1}{18} \begin{pmatrix} 64 \\ 53 \end{pmatrix}$$

$$= \begin{pmatrix} \frac{32}{9} \\ \frac{53}{18} \end{pmatrix}$$

- f Removing the small triangle from below triangle *A* and placing it below triangle *B* gives two right-angled triangles, one of area 4.5 square units, the other of area 6 square units. Therefore the total area of the original triangle is 10.5 square units.



The centre of mass of the original triangle is given by

$$\begin{pmatrix} \frac{x_1 + x_2 + x_3}{3}, \frac{y_1 + y_2 + y_3}{3} \end{pmatrix} \text{ where}$$

$(x_1, y_1), (x_2, y_2)$  and  $(x_3, y_3)$  are the vertices of the triangle, so

$$\begin{pmatrix} \frac{-1 + 2 + 5}{3}, \frac{3 + 6 + 2}{3} \end{pmatrix} = \begin{pmatrix} 2 \\ \frac{11}{3} \end{pmatrix}$$

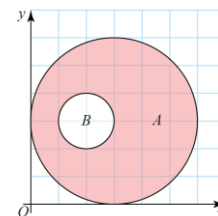
The centre of mass of the figure  $(\bar{x}, \bar{y})$  is given by

$$8.5 \begin{pmatrix} \bar{x} \\ \bar{y} \end{pmatrix} = 10.5 \begin{pmatrix} 2 \\ \frac{11}{3} \end{pmatrix} - 2 \begin{pmatrix} 2 \\ 3.5 \end{pmatrix}$$

$$\begin{pmatrix} \bar{x} \\ \bar{y} \end{pmatrix} = \frac{1}{8.5} \begin{pmatrix} 17 \\ 31.5 \end{pmatrix}$$

$$= \begin{pmatrix} 2 \\ \frac{63}{17} \end{pmatrix}$$

Label the two circles *A* and *B*.



Circle *A* has an area of  $9\pi$  square units and its centre of mass lies at  $(3, 3)$ .

Circle *B* has an area of  $\pi$  square units and its centre of mass lies at  $(2, 3)$ .

**1 f continued**

$$8\pi \begin{pmatrix} \bar{x} \\ \bar{y} \end{pmatrix} = 9\pi \begin{pmatrix} 3 \\ 3 \end{pmatrix} - \pi \begin{pmatrix} 2 \\ 3 \end{pmatrix}$$

$$\begin{pmatrix} \bar{x} \\ \bar{y} \end{pmatrix} = \frac{1}{8} \begin{pmatrix} 25 \\ 24 \end{pmatrix}$$

$$= \begin{pmatrix} 25/8 \\ 3 \end{pmatrix}$$

- 2** Divide  $PQRST$  into a rectangle and a triangle. Let  $T$  be the origin and let  $TS$  lie on the  $x$ -axis.

The rectangle has an area of  $8a^2$  square units and its centre of mass lies at  $(2a, a)$ . The triangle has an area of  $2a^2$  square units and its centre of mass lies at

$$\left(2a, \frac{5a}{3}\right).$$

The centre of mass of the figure  $(\bar{x}, \bar{y})$  is given by

$$6a^2 \begin{pmatrix} \bar{x} \\ \bar{y} \end{pmatrix} = 8a^2 \begin{pmatrix} 2a \\ a \end{pmatrix} - 2a^2 \begin{pmatrix} 2a \\ 5a/3 \end{pmatrix}$$

$$\begin{pmatrix} \bar{x} \\ \bar{y} \end{pmatrix} = \frac{1}{6} \begin{pmatrix} 12a \\ 14a/3 \end{pmatrix}$$

$$= \begin{pmatrix} 2a \\ 7a/9 \end{pmatrix}$$

Since  $Q$  is the point  $(2a, a)$  the centre of mass of  $PQRST$  is  $\frac{2a}{9}$  units from  $Q$ .

- 3** We choose axes with origin at  $A$  and  $x$ -axis parallel to  $AC$ , so that  $C$  has coordinates  $(5a, 0)$  and  $B$  has coordinates  $\left(\frac{5a}{2}, \frac{5\sqrt{3}a}{2}\right)$  so that the centre of mass of a uniform mass in the shape of a triangle is

$$\frac{1}{3} \begin{pmatrix} 0 \\ 0 \end{pmatrix} + \frac{1}{3} \begin{pmatrix} 5a \\ 0 \end{pmatrix} + \frac{1}{3} \begin{pmatrix} \frac{5a}{2} \\ \frac{5\sqrt{3}a}{2} \end{pmatrix} = \begin{pmatrix} \frac{5a}{2} \\ \frac{5\sqrt{3}a}{6} \end{pmatrix}$$

and the triangle has a mass of

$$\frac{1}{2} \times 5a \times \frac{5\sqrt{3}a}{2} = \frac{25\sqrt{3}a^2}{4}$$

Now consider the square by symmetry its centre of mass is  $\left(\frac{5a}{2}, \frac{3a}{2}\right)$  and it has mass  $a^2$  hence the centre of mass  $(x, y)$  of the lamina satisfies

$$\left(\frac{25\sqrt{3}a^2}{4} - a^2\right) \begin{pmatrix} x \\ y \end{pmatrix} = \frac{25\sqrt{3}a^2}{4} \begin{pmatrix} \frac{5a}{2} \\ \frac{5\sqrt{3}a}{6} \end{pmatrix} - a^2 \begin{pmatrix} \frac{5a}{2} \\ \frac{3a}{2} \end{pmatrix}$$

Now in this coordinate system the distance from  $B$  to the centre of mass is

$$\frac{5\sqrt{3}a}{2} - y$$

So we have

$$\frac{(25\sqrt{3} - 4)a^2 y}{4} = \frac{25\sqrt{3}a^2}{4} \frac{5\sqrt{3}a}{6} - \frac{3a^3}{2}$$

So

$$\frac{(25\sqrt{3} - 4)y}{4} = \frac{375a}{24} - \frac{3a}{2} = \frac{113a}{8}$$

So

$$y = \frac{113a}{2(25\sqrt{3} - 4)}$$

Hence the distance is

$$\frac{5\sqrt{3}a}{2} - \frac{113a}{2(25\sqrt{3} - 4)} \approx 2.89a$$

- 4 a** We choose coordinates with the origin at  $A$  and the  $x$ -axis parallel to  $AC$ , hence  $C$  has coordinates  $(24, 0)$  and  $B$  has coordinates  $(0, 18)$  hence the coordinates of the centre of mass is given by the average, hence

$$\begin{pmatrix} x \\ y \end{pmatrix} = \frac{1}{3} \begin{pmatrix} 0 \\ 0 \end{pmatrix} + \frac{1}{3} \begin{pmatrix} 24 \\ 0 \end{pmatrix} + \frac{1}{3} \begin{pmatrix} 0 \\ 18 \end{pmatrix} = \begin{pmatrix} 8 \\ 6 \end{pmatrix}$$

Hence the distance from  $A$  to the centre of mass is

$$\sqrt{8^2 + 6^2} = 10$$

- b** We can treat the lamina as a single particle of mass 15 kg located at the centre of mass, so that the centre of mass of the new system satisfies

$$20 \begin{pmatrix} x \\ y \end{pmatrix} = 15 \begin{pmatrix} 8 \\ 6 \end{pmatrix} + 5 \begin{pmatrix} 24 \\ 0 \end{pmatrix}$$

So

$$20 \begin{pmatrix} x \\ y \end{pmatrix} = \begin{pmatrix} 240 \\ 90 \end{pmatrix}$$

$$\begin{pmatrix} x \\ y \end{pmatrix} = \begin{pmatrix} 12 \\ 4.5 \end{pmatrix}$$

- 5 a** We choose coordinates so that  $O$  is the origin and that the  $x$ -axis is parallel to  $PQ$  then by considering the lamina as two rectangles joined together the centre of mass  $(x, y)$  satisfies

$$48 \begin{pmatrix} x \\ y \end{pmatrix} = 36 \begin{pmatrix} 3 \\ 3 \end{pmatrix} + 12 \begin{pmatrix} 9 \\ 5 \end{pmatrix}$$

$$48 \begin{pmatrix} x \\ y \end{pmatrix} = \begin{pmatrix} 108 + 108 \\ 108 + 60 \end{pmatrix} = \begin{pmatrix} 216 \\ 168 \end{pmatrix}$$

So

$$\begin{pmatrix} x \\ y \end{pmatrix} = \begin{pmatrix} 4.5 \\ 3.5 \end{pmatrix}$$

- b** The total mass of the lamina is  $48 \times 30 = 1440$ , so the centre of mass of the new system satisfies

$$2140 \begin{pmatrix} x \\ y \end{pmatrix} = 1440 \begin{pmatrix} 4.5 \\ 3.5 \end{pmatrix} + 200 \begin{pmatrix} 0 \\ 6 \end{pmatrix} + 500 \begin{pmatrix} 12 \\ 6 \end{pmatrix}$$

So

$$214 \begin{pmatrix} x \\ y \end{pmatrix} = \begin{pmatrix} 1248 \\ 924 \end{pmatrix}$$

So

$$\begin{pmatrix} x \\ y \end{pmatrix} = \begin{pmatrix} \frac{624}{107} \\ \frac{462}{107} \end{pmatrix} = \begin{pmatrix} 5.83 \\ 4.32 \end{pmatrix}$$

- 6 a** By decomposing the lamina into rectangles of dimensions  $2 \times 6$ ,  $6 \times 4$  and  $2 \times 8$  and choosing coordinates with origin at  $A$  and  $AH$  on the  $x$ -axis, the centre of mass  $(x, y)$  will satisfy

$$(12 + 24 + 16) \begin{pmatrix} x \\ y \end{pmatrix} = 12 \begin{pmatrix} 1 \\ 3 \end{pmatrix} + 24 \begin{pmatrix} 5 \\ 4 \end{pmatrix} + 16 \begin{pmatrix} 9 \\ 2 \end{pmatrix}$$

So

$$52 \begin{pmatrix} x \\ y \end{pmatrix} = \begin{pmatrix} 12 + 120 + 144 \\ 36 + 96 + 32 \end{pmatrix}$$

So

$$\begin{pmatrix} x \\ y \end{pmatrix} = \frac{1}{52} \begin{pmatrix} 276 \\ 164 \end{pmatrix} = \begin{pmatrix} \frac{69}{13} \\ \frac{41}{13} \end{pmatrix}$$

- b** The  $y$  coordinates of the cut-out squares are the same as the  $y$  coordinate of the centre of mass. Therefore the holes must be symmetrically placed either side of the line  $y = \frac{41}{13}$ .

- c** Distance from known coordinate to centre of mass  $= \frac{69}{13} - 4 = \frac{17}{13}$   
 $a = \frac{69}{13} + \frac{17}{13} = \frac{86}{13}$

- 7 Choose coordinates such that the origin is at  $O$  and the line  $AB$  lies on the  $x$ -axis then we have that the  $x$ -coordinate of the centre of mass is  $-\frac{a}{8}$  on the other hand it should satisfy

$$-(9\pi a^2 - \pi x^2) \frac{a}{8} = (9\pi a^2 \times 0) + \pi x^2 \times (-x)$$

So

$$(\pi x^2 - 9\pi a^2) \frac{a}{8} = -\pi x^3$$

So

$$x^3 + \frac{a}{8}x^2 - \frac{9}{8}a^3 = 0$$

Note that  $x = a$  solves this, now factorising gives

$$(x - a) \left( x^2 + \frac{9}{8}ax + \frac{9}{8}a^2 \right)$$

And noting that the quadratic factor has negative discriminant we see that  $x = a$  is the only solution.

### Challenge

We choose coordinates so that the origin is  $M$ , the centre of the hexagon and the line  $BE$  lies on the  $x$ -axis, by symmetry the centre of mass of the pentagon lies on  $BE$  as well, so it suffices to look at the  $x$ -coordinate which in modulus is equal to the distance from  $M$  to  $N$  also it is clear that  $N$  will lie to the left of  $M$ , so let this distance be  $d$ .

Now by considering the hexagon as composed of 6 equilateral triangles, its Area is

$$6x^2 \sin \frac{\pi}{3} = 3\sqrt{3}x^2$$

Now considering the triangle removed to make the pentagon, the area of the pentagon is given by

$$\begin{aligned} & \frac{3\sqrt{3}}{2}x^2 - x^2 \cos \frac{\pi}{6} \sin \frac{\pi}{6} \\ &= \frac{3\sqrt{3}}{2}x^2 - \frac{\sqrt{3}}{4}x^2 = \frac{5\sqrt{3}}{4}x^2 \end{aligned}$$

And the area of the triangle removed to make the pentagon is

$$\frac{\sqrt{3}}{4}x^2$$

Hence  $d$  satisfies

$$-d \times \frac{5\sqrt{3}}{4}x^2 = \left( \frac{1}{2} + \frac{1}{3} \sin \frac{\pi}{3} \right) x \times -\frac{\sqrt{3}}{4}x^2$$

$$\frac{5\sqrt{3}}{4}x^2 d = \frac{2\sqrt{3}}{12}x^3$$

So

$$d = \frac{2 \times 4}{12 \times 5}x = \frac{2}{15}x$$