

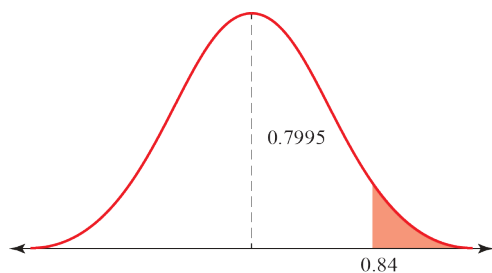
The normal distribution 3D

1 Use the Normal CD function on your calculator, with $\mu = 0$, $\sigma = 1$ and a small value for the lower limit, e.g. -10 .

a $P(Z < 2.12) = 0.98299\dots = 0.9830$ (4 d.p.)

b $P(Z < 1.36) = 0.91308\dots = 0.9131$ (4 d.p.)

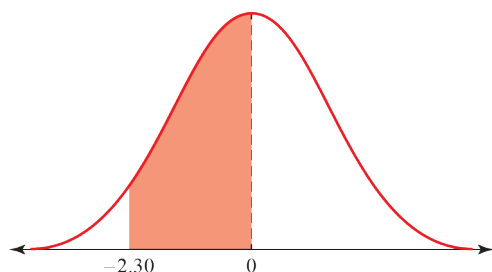
c



$$\begin{aligned} P(Z > 0.84) &= 1 - P(Z < 0.84) \\ &= 1 - 0.79954\dots \\ &= 0.20045\dots = 0.2005 \text{ (4 d.p.)} \end{aligned}$$

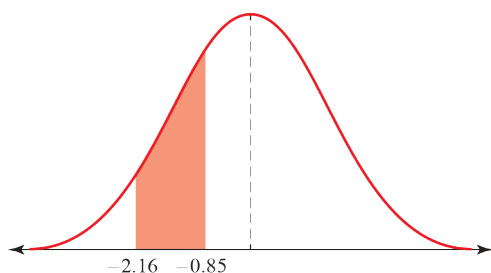
d $P(Z < -0.38) = 0.35197\dots = 0.3520$ (4 d.p.)

e

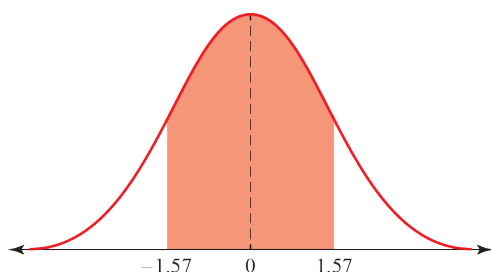


$$\begin{aligned} P(-2.30 < Z < 0) &= 0.5 - P(Z < -2.30) \\ &= 0.5 - 0.1072\dots \\ &= 0.48929\dots = 0.4893 \text{ (4 d.p.)} \end{aligned}$$

f $P(Z < -1.63) = 0.05155\dots = 0.0516$ (4 d.p.)

1 g


$$\begin{aligned}
 & P(-2.16 < Z < -0.85) \\
 &= P(Z < -0.85) - P(Z < -2.16) \\
 &= 0.19766\dots - 0.01538\dots \\
 &= 0.18227\dots = 0.1823 \text{ (4 d.p.)}
 \end{aligned}$$

h


$$\begin{aligned}
 & P(-1.57 < Z < 1.57) \\
 &= 2 \times (0.5 - P(Z < -1.57)) \\
 &= 2 \times (0.5 - 0.05820\dots) \\
 &= 2 \times 0.44179\dots \\
 &= 0.88358\dots = 0.8836 \text{ (4 d.p.)}
 \end{aligned}$$

2 Use the inverse normal distribution function on your calculator, with $\mu = 0$ and $\sigma = 1$.

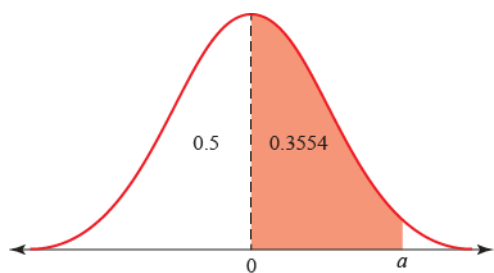
a $P(Z < a) = 0.9082 \Rightarrow a = 1.32975\dots = 1.3298 \text{ (4 d.p.)}$

b $P(Z > a) = 0.0314$
 $\Rightarrow P(Z < a) = 0.9686$
 $\Rightarrow a = 1.86060\dots = 1.8606 \text{ (4 d.p.)}$

c $P(Z > a) = 0.15$
 $\Rightarrow P(Z < a) = 0.85$
 $\Rightarrow a = 1.03643\dots = 1.0364 \text{ (4 d.p.)}$
 (Alternatively, use the table of percentage points with $p = 0.15 \Rightarrow a = 1.0364$)

d $P(Z > a) = 0.95$
 $\Rightarrow P(Z < a) = 0.05$
 $\Rightarrow a = -1.64485\dots = -1.6449 \text{ (4 d.p.)}$
 (Alternatively, use the table of percentage points with $p = 0.05 \Rightarrow -a = 1.6449 \Rightarrow a = -1.6449$)

2 e

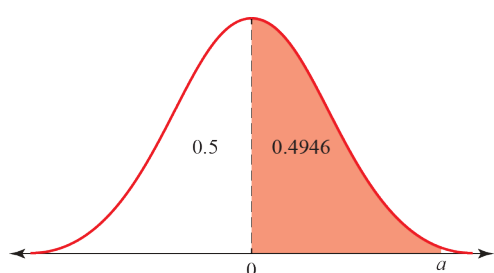


$$P(0 < Z < a) = 0.3554$$

$$\Rightarrow P(Z < a) = 0.8554$$

$$\Rightarrow a = 1.05987\dots = 1.0599 \text{ (4 d.p.)}$$

f

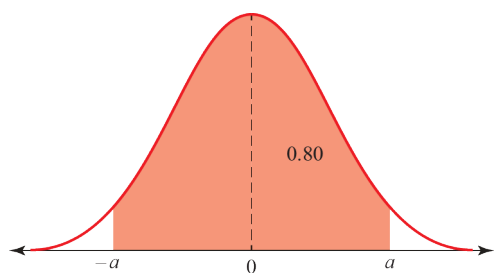


$$P(0 < Z < a) = 0.4946$$

$$\Rightarrow P(Z < a) = 0.9946$$

$$\Rightarrow a = 2.54910\dots = 2.5491 \text{ (4 d.p.)}$$

g



$$P(-a < Z < a) = 0.80$$

$$\Rightarrow P(-a < Z < 0) = 0.40$$

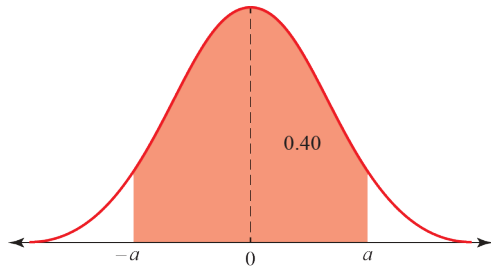
$$\Rightarrow P(-a < Z) = 0.10$$

$$\Rightarrow -a = -1.28155\dots$$

$$\Rightarrow a = 1.2816 \text{ (4 d.p.)}$$

(Alternatively, use the table of percentage points with $p = 0.10 \Rightarrow a = 1.2816$)

2 h



$$P(-a < Z < a) = 0.40$$

$$\Rightarrow P(-a < Z < 0) = 0.20$$

$$\Rightarrow P(-a < Z) = 0.30$$

$$\Rightarrow -a = -0.52440\dots$$

$$\Rightarrow a = 0.5244 \text{ (4 d.p.)}$$

(Alternatively, use the table of percentage points with $p = 0.30 \Rightarrow a = 0.5244$)

3 a $x = 0.8 \Rightarrow z = \frac{x - \mu}{\sigma} = \frac{0.8 - 0.8}{0.05} = 0$

b $x = 0.792 \Rightarrow z = \frac{x - \mu}{\sigma} = \frac{0.792 - 0.8}{0.05} = -0.16$

c $x = 0.81 \Rightarrow z = \frac{x - \mu}{\sigma} = \frac{0.81 - 0.8}{0.05} = 0.2$

d $x = 0.837 \Rightarrow z = \frac{x - \mu}{\sigma} = \frac{0.837 - 0.8}{0.05} = 0.74$

4 a $x = 154 \Rightarrow z = \frac{x - \mu}{\sigma} = \frac{154 - 154}{12} = 0 \Rightarrow P(X < 154) = \Phi(0)$

b $x = 160 \Rightarrow z = \frac{x - \mu}{\sigma} = \frac{160 - 154}{12} = 0.5 \Rightarrow P(X < 160) = \Phi(0.5)$

c $x = 151 \Rightarrow z = \frac{x - \mu}{\sigma} = \frac{151 - 154}{12} = -0.25 \Rightarrow P(X > 151) = 1 - P(X < 151) = 1 - \Phi(-0.25)$

d $x = 140 \Rightarrow z = \frac{x - \mu}{\sigma} = \frac{140 - 154}{12} = -\frac{7}{6}$

$$x = 155 \Rightarrow z = \frac{x - \mu}{\sigma} = \frac{155 - 154}{12} = \frac{1}{12}$$

$$\Rightarrow P(140 < X < 155) = P(X < 155) - P(X < 140) = \Phi\left(\frac{1}{12}\right) - \Phi\left(-\frac{7}{6}\right)$$

5 a $P(Z > z) = 0.025 \Rightarrow p = 0.025$

Using the percentage points table, $p = 0.025 \Rightarrow z = 1.96$

5 b Using the formula $z = \frac{x - \mu}{\sigma}$:

$$1.96 = \frac{x - 80}{4}$$

$$x - 80 = 4 \times 1.96$$

$$x = 80 + 7.84$$

$$= 87.84$$

A score of 87.8 (3 s.f.) is needed to get on the programme.

6 a From the percentage points table, $p = 0.15 \Rightarrow z = 1.0364$

Therefore $P(Z > 1.0364) = 0.15$, hence $P(Z < -1.0364) = 0.15$, so $z = -1.0364$

b Using the formula $z = \frac{x - \mu}{\sigma}$:

$$-1.0364 = \frac{x - 57}{2}$$

$$x - 57 = 2 \times (-1.0364)$$

$$x = 57 - 2.0728$$

$$= 54.9272$$

The size of a 'petite' hat is 54.9 cm (3 s.f.).

7 a The 90th percentile corresponds to $p = 0.1$.

From the percentage points table, $p = 0.10 \Rightarrow z = 1.2816$

By the symmetry of the normal distribution, the 10th percentile is at $z = -1.2816$

So the 10% to 90% interpercentile range corresponds to $-1.2816 < z < 1.2816$

b A 'standard' light bulb should have a range of life within the above range, but for $N(1175, 56)$.

Using the formula $z = \frac{x - \mu}{\sigma}$ with $z = -1.2816$:

$$-1.2816 = \frac{x - 1175}{56}$$

$$x - 1175 = 56 \times (-1.2816)$$

$$x = 1175 - 71.7696$$

$$= 1103.2304$$

Similarly, for $z = 1.2816$, $x = 1175 + 71.7696 = 1246.7696$.

So the range of life for a 'standard' bulb is 1103 to 1247 hours.